



# Kentucky High School Athletic Association

2280 Executive Drive ° Lexington, KY 40505 ° www.khsaa.org ° (859)299-5472 (859)293-5999 (fax)

## MEMORANDUM

To: Superintendent, Principal, and Athletic Director  
Marshall County High School

From: Brigid L. DeVries, Commissioner  
Larry Boucher, Assistant Commissioner *LJB*

Date: July 27, 2006


Subject: 2005-2006 Title IX Annual Report Forms Submission

---

Enclosed please find a copy of Form T-65, the 2005-2006 KHSAA Title IX Annual Report Submission Status Report. In addition, you may find an attachment with corrected copies of the forms submitted by your school personnel. Please review this information so the forms can be completed accurately in the future.

Also, KHSAA Audit Team Members may have requested resubmission of some of the 2005-2006 Annual Report Forms or need additional information on your athletic programs. Please submit this information by the date requested if this is applicable. Copies and all KHSAA Title IX documents must be kept current and included in your permanent Title IX File at the school. All documents are subject to Open Records Requests.

Should you need any further information, please do not hesitate to call anytime.



**KHSAA TITLE IX  
ANNUAL REPORT SUBMISSION  
STATUS REPORT  
2005-2006**

KHSAA Form T65  
Revised 8/05

TO: KHSAA Member School Superintendents, Principals, and Athletic Directors

FROM: Brigid L. DeVries, Commissioner  
Larry Boucher, Assistant Commissioner

DATE: 7/26/2006

School	Marshall County	Reviewed by	Allen W. Jackson
--------	-----------------	-------------	------------------

The following is a status report regarding the required 2005 - 2006 Title IX Annual Report submission of forms due into the KHSAA office by April 15, 2006. Appropriate KHSAA Audit Team personnel have reviewed these forms and the following is a summary of this review.

I. Checklist of Forms properly submitted in a satisfactory manner:

<input checked="" type="checkbox"/>	GE 19 (Annual Verification)	<input checked="" type="checkbox"/>	T-35 (Budget Expenses)
<input checked="" type="checkbox"/>	T-1 (Summary Program Chart 1)	<input checked="" type="checkbox"/>	T-36 (Budget Expenses)
<input checked="" type="checkbox"/>	T-2 (Summary Program Chart 2)	<input checked="" type="checkbox"/>	T-41 (Checklist – Overall Interscholastic Program)
<input checked="" type="checkbox"/>	T-3 (Summary Program Chart 3)	<input checked="" type="checkbox"/>	T-60 (Corrective Action Plan)
<input checked="" type="checkbox"/>	T-4 (Summary Program Chart 4)	<input checked="" type="checkbox"/>	T-63 (Interscholastic Survey Results)

II. Status

A.		2005 – 2006 Forms are satisfactory and no further information or action is necessary at this time.
B.		Errors have been noted with respect to the following forms:
C.		The following forms were omitted and must be submitted by school representatives:
D.	<input checked="" type="checkbox"/>	Other Recommendation and Comments: 61% of the expenditures are for the boys and 39% was spent on girls. However, 56% of the participants are boys and 44% are girls. The budget (T-35) shows that 15,271.23 was spent on baseball and 10,021.11 was spent on softball. This seems to be inequitable. The Gender Equity Review Committee should monitor the appropriation of funds.

Home of the



Steve Woodward  
ATHLETIC DIRECTOR

ATHLETIC DEPARTMENT  
Phone (270) 527-6714  
Fax (270) 527-6715

**MARSHALL COUNTY HIGH SCHOOL**

416 High School Road  
Benton, Kentucky 42025

April 3, 2006

---

Mr. Larry Boucher, Assistant Commissioner  
KHSAA  
2280 Executive Drive  
Lexington, KY 40505

Dear Mr. Boucher,



I have enclosed a copy of the 2005-2006 Title IX Gender Equity Report, along with our Scholastic Athletic Surveys for both Marshall County High School and the three middle schools.

If you should need any further information, please do not hesitate to contact me.

Sincerely,

A handwritten signature in cursive script that reads "Steve Woodward".

Steve Woodward, Athletic Director  
Marshall County High School





Kentucky High School Athletic Association

# KENTUCKY HIGH SCHOOL ATHLETIC ASSOCIATION

## TITLE IX

### MEMBER SCHOOLS 2005-2006 ANNUAL REPORT FORMS

Submit to KHSAA  
By April 15, 2006





**2005-2006 KENTUCKY HIGH SCHOOL ATHLETIC ASSOCIATION  
ANNUAL VERIFICATION OF TITLE IX PROCEDURES**  
(To be submitted by April 15, 2006 along with other required forms)

KHSAA  
Form GE19  
Rev. 9/05

The Marshall County High School, Benton, Kentucky  
(Name of High School) (City)

certifies to the Kentucky High School Athletic Association that the following is an accurate and true representation of the facts surrounding compliance with 20 U.S.C. Sections 1681-1688, et. Seq. (also known as Title IX)

**I certify the following provisions in accordance with records at the school contained in the permanent Title IX file, and to the best of my knowledge have completed the following tasks (All boxes must be checked).**

Established a gender equity committee at the high school. (list committee personnel and provide attachment if necessary)

Name	Address	Phone	Title
Please see attached sheet			

Scheduled a minimum of three meetings during the 2005-2006 school year on the following dates:

- September 8, 2005
- November 17, 2005
- March 9, 2006

Designated the following person(s) as the Title IX coordinator for the school:

Steve Woodward / Athletic Director 416 High School Rd. 270-527-6714  
Name Title Address Phone

Designated the following person(s) as the Title IX coordinator for the district:

Steve Woodward / Athletic Director 416 High School Rd. 270-527-6714  
Name Title Address Phone

School personnel are continuing to make periodic reviews of the boys' and girls' athletics program reflected in the Corrective Action Plan.

In addition to the above information, the above referenced school maintains a complete permanent file relative to Title IX records including copies of the self-assessment audit, all corrective action plans, and other related materials.

Tim Lovitt \_\_\_\_\_ 3/29 2006  
Principal's Signature Date

Steve Wright \_\_\_\_\_ M. H. Wyatt  
Superintendent Signature School Board Chairpersons' Signature

(Send original copy to KHSAA - Maintain duplicate in Title IX school folder)

Home of the

Steve Woodward  
ATHLETIC DIRECTOR



ATHLETIC DEPARTMENT  
Phone (270) 527-6714  
Fax (270) 527-6715

## MARSHALL COUNTY HIGH SCHOOL

416 High School Road  
Benton, Kentucky 42025

### Marshall County High School 2005-2006 Gender Equity Committee

NAME	ADDRESS	PHONE	TITLE
Stacey Bradley	Marshall County High School 416 High School Road	270-527-1453	Teacher / Coach
Kathy Farmer	"	"	"
Jeanne Lovett	"	"	" "
Jason Riley	"	"	" "
Donald Walker	"	"	" "
Ron Winemiller	"	"	" "
Dusti Lamb	"	"	"
Russell Palmer	"	"	Administration
Steve Woodward	"	"	Athletic Director
Laken Dirkes	"	"	Student Member
Brooks Palmer	"	"	Student Member

2005-2006  
ACCOMMODATION OF INTERESTS AND ABILITIES  
SUMMARY PROGRAM CHART I

KHSAA  
 Form T1  
 Rev. 9/03

Participation Opportunities Test One

		(Column 1)	(Column 2)	(Column 3)	(Column 4)
	Program	Enrollment	Percentage of Total Enrollment	Number of Interscholastic Participants (double and triple count)	Percentage of Total Participation
Row 1	GIRLS	692	49%	199	44%
Row 2	BOYS	724	51%	253	56%
Row 3	Totals	1,416	100%	452	100%

Instructions:

\*Number of 8<sup>th</sup> grade students & below used in Column 3 and Column 4 calculations if applicable:  

$$\frac{27}{22 \text{ girls} \quad 5 \text{ boys}}$$

- Determine the total number of girls enrolled, (place in Row 1, Column 1). Determine the total number of boys enrolled, (place in Row 2, Column 1).
- Add the total number of girls and boys enrolled to determine total enrollment, (place in Row 3, Column 1).
- Calculate the percentage of total enrollment that is female. (Divide Row 1, Column 1 by row 3, Column 1 and place in Row 1, Column 2.) Calculate the percentage of total enrollment that is male. (Divide Row 2, Column 1 by Row 3, Column 1 and place in Row 2, Column 2.) Note: Row 1, Column 2 plus Row 2, Column 2 should total 100%.
- Ask the head coaches to review the most updated eligibility or squad lists for their teams. Ask coaches to confirm the names of those individuals who are on the team as of the first **date of competition**, and cross out the names of those who were cut from the team or quit the team prior to the first competitive event. Determine the total number of interscholastic athletics participants that are girls, (and place in Row 1, Column 3). In order to determine the total number of athletics participants, an individual should be counted each time he or she participates on a team. For example, if Jane Doe competes on the varsity volleyball team, the junior varsity volleyball team, the junior varsity basketball team, and the varsity softball team, she should be counted as four participants (**do not include club or intramural sports participants, cheerleaders, dance teams, or pom squads**). Calculate the same way for boys and girls. \* In addition, should 8<sup>th</sup> grade students and below play on a Freshman, Junior Varsity, or Varsity team, they should also be counted for each team and sport on which they participate. If applicable, please asterisk the above notation as to how many 8<sup>th</sup> grade students & below are included in the totals. Using the same procedure, determine the total number of interscholastic athletic participants that are boys, (and place in Row 2, Column 3). Add Row 1, Column 3 plus Row 2, Column 3 to get total participants and place in Row 3, Column 3.
- Calculate the percentage of female participation. (Row 1, Column 3 divided by Row 3, Column 3 and place in Row 1, Column 4.) Calculate the percentage of male participation. (Row 2, Column 3 divided by Row 3, Column 3 and place in Row 2, Column 4.) Note: Row 1, Column 4 plus Row 2, Column 4 should total 100%.

Note: While being within three percent is not a formal compliance standard; if the percent listed in Row 1, Column 4 is within 3% of Row 1, Column 2, then it provides a good target within which compliance is likely.

Principal's Signature: Trent Lovitt Date: 3/29/2006

ACCOMMODATION OF INTERESTS AND ABILITIES  
SUMMARY PROGRAM CHART 2

Participation Opportunities Test Two

		Column 1	Column 2	Column 3	Column 4	Column 5
Program		Number of Teams Currently Offered	Number of Participants	Number of Teams Added Since the beginning of the 2001-2002 School Year	Number of Participants Added Since the beginning of the 2001-2002 School Year	Percent of Total Participation By Sex Added Since the beginning of the 2001-2002 School Year
<b>GIRLS</b>	Row 1	varsity:	9	143	1	15
	Row 2	j.v.:	4	48	1	10
	Row 3	frosh:	1	8		
	Row 4	total:	14	199	2	25
						12%
<b>BOYS</b>	Row 5	varsity:	9	151		
	Row 6	j.v.:	4	71		
	Row 7	frosh:	2	31		
	Row 8	total:	15	253		

- 1) For Column 1, list the number of interscholastic teams offered for girls and boys at each competitive level (varsity, junior varsity, and freshman). For girls, total each of the entries in Rows 1, 2, and 3 into Row 4. For boys, total Rows 5, 6, and 7 into Row 8.
- 2) For Column 2, list the number of participants at each level. For girls, total each of the entries in Rows 1, 2, and 3 into Row 4. For boys, total Rows 5, 6, and 7 into Row 8. **Note:** The totals in Row 4 for girls and in Row 8 for boys must be the same as the totals in Form T-1, Column 3, Rows 1 and 2 respectively.
- 3) For Column 3, list the number of interscholastic teams that have been added in the last five years at each competitive level. Count each team added during the 5 year period only one time. e.g. Girl's junior varsity soccer was added 3 years ago, count the team only once, not 3 times. For girls, total the entries in Rows 1, 2, and 3 into Row 4. For boys, total Rows 5, 6, and 7 into Row 8.
- 4) For Column 4, list the number of participants that are currently on each level of the teams that were added in the last five years. If a team was added previously but no longer exists, there are no current participants to be added for that team. For girls, total the entries in Rows 1, 2, and 3 into Row 4. For boys, total Rows 5, 6, and 7 into Row 8.
- 5) For Column 5, calculate the percentage of participants that have been added in the last five years. For girls, take the number in Column 4, Row 4 and divide by the number in Column 2, Row 4. For boys, take the number in Column 4, Row 8 and divide it by the number in Column 2, Row 8.

Note: If the percentage of current participants added in the last five years is 25% or greater, compliance with test two may be possible. If less than 25%, then compliance with test three should be analyzed. **CAUTION:** 25% is not a formal compliance standard.

Principal's Signature: Frank Lovitt Date: 3/29/2006



2005-2006  
ACCOMMODATION OF INTERESTS AND ABILITIES  
SUMMARY PROGRAM CHART 3

KHSAA  
 Form T3  
 Rev. 9/05

Participation Opportunities Test Three

FOR ANY QUESTION ANSWERED "YES" IDENTIFY THE RESPECTIVE SPORT(S).

	GIRLS (Yes / No)		BOYS (Yes / No)
1. For a sport not currently played at the interscholastic level (varsity, junior varsity, or freshman) in your school, is there an intramural team offered for that sport?	NO		NO
2. For a sport <u>not</u> currently offered in your interscholastic athletics program, is there sufficient interest to form a viable interscholastic team based on participation on an intramural team or community recreation teams?	NO		NO
3. For a sport <u>not</u> currently offered, is there sufficient interest, based on your most recent Student Interest Survey, to form a viable interscholastic team based on student responses from the interscholastic survey? If yes, what sport?	NO		NO
4. For a sport currently offered at the varsity level only, is there sufficient interest, based on your most recent Student Interest Survey, to form a viable team for a junior varsity or freshman team that is not currently offered?	NO		NO
5. For a sport currently offered at the junior varsity or freshman level is there sufficient interest, based on your most recent Student Interest Survey, to form a varsity team not currently offered?	NO		NO
6. If you answered YES to question (1), (2), (3), (4), or (5), are there enough high schools in your geographic area offering the sport (at the appropriate level) to allow for the development of a reasonable schedule of competition?			

Principal's Signature: \_\_\_\_\_

*Trent Lovett*

Date: \_\_\_\_\_

*3/29/2006*

2005-2006

**ACCOMODATION OF INTERESTS AND ABILITIES  
SUMMARY PROGRAM CHART 4**

Levels of Competition Test One

		Column 1	Column 2	Column 3
Girls	Team Levels	Number of Teams Currently Offered	Number of Participants	Percentage of Participants at Each Level
Row 1	varsity:	9	143	72%
Row 2	j.v.:	4	48	24%
Row 3	frosh:	1	8	4%
Row 4	total:		199	100%
Boys				
Row 5	varsity:	9	151	60%
Row 6	j.v.:	4	71	28%
Row 7	frosh:	2	31	12%
Row 8	total:		253	100%

- 1) Column 1, list the number of interscholastic teams offered for girls and boys at each competitive level; varsity, junior varsity, and freshman. (Refer to Form T-2, Accommodation of Interests and Abilities, Summary Program Chart 2, Column 1.)
- 2) For Column 2, list the number of participants at each level. For girls, total the entries in Rows 1, 2, and 3 into Row 4. For boys, total the entries in Rows 5, 6, and 7 into Row 8. (Refer to Form T-2, Accommodation of Interests and Abilities, Summary Program Chart 2, Column 2.)
- 3) For Column 3, calculate the percentage of female and male participants at each level.  
For girls' varsity, junior varsity, and frosh, respectively:
  - Divide Column 2, Row 1 by Column 2, Row 4, and place the percentage in Column 3, Row 1.
  - Divide Column 2, Row 2 by Column 2, Row 4, and place the percentage in Column 3, Row 2.
  - Divide Column 2, Row 3 by Column 2, Row 4, and place the percentage in Column 3, Row 3.
For boys' varsity, junior varsity, and frosh, respectively:
  - Divide Column 2, Row 5 by Column 2, Row 8, and place the percentage in Column 3, Row 5.
  - Divide Column 2, Row 6 by Column 2, Row 8, and place the percentage in Column 3, Row 6.
  - Divide Column 2, Row 7 by Column 2, Row 8, and place the percentage in Column 3, Row 7.

Principal's Signature: \_\_\_\_\_

*Trent Lovett*

Date: 3/29/2006

**2005-2006  
ACTUAL EXPENDITURES - PROGRAM COMPARISON CHART I  
TO INCLUDE BOOSTER CLUB FUNDING**

	equipment and supplies		travel		awards		coaches' salaries (to include supplemental and extended employment; dollar amount needed)		facilities improvements		publications (if sport-specific)	
	School	Booster	School	Booster	School	Booster	School	Booster	School	Booster	School	Booster
G basketball	10,709.10	1500.00	1,351.52		272.50	500.00	23,296.89		6,053.43	4,000.00		
B basketball	10,709.10	1500.00	1,896.80		278.00	500.00	22,200.00		6,053.43	4,000.00		
G softball	1,150.00	636.00	619.95			215.10	6,800.00					
B baseball	1,150.00	2,569.85	2,166.60			360.00	1,575.26		353.46			
G cross country	1,000.00	891.30	1,222.27	125.00	10.00	235.52	1,500.00		269.87			
B cross country	1,000.00	891.29	1,232.28	125.00	10.00	235.53	1,500.00		269.88			
G golf	350.00	183.75	566.84	157.15	20.00		1,300.00					
B golf	350.00	183.75	118.93	157.14	20.00		1,515.96					
G soccer	3,486.60	300.00	2,422.73			3,750.00	10,060.79		3,086.09	1,490.00		
B soccer	3,486.60	300.00	2,530.90		96.55	3,750.00	10,381.04		3,086.09	1,490.00		
G swimming	250.00	1,250.00	522.59		227.00		250.00					
B swimming	250.00	1,250.00	522.59		229.00		250.00					

1. Total expenditures on T-35 and T-36 on the 2005-2006 year report due by April 15, 2006, should reflect the total monies spent (rounded off to nearest hundred) for the entire school year of 2004-2005 ending June 30, 2005.  
 2. Booster Club Funding/Contributions must be included in the expenditures total.

Principal's Signature: Trent Lovell Date: 3/29/2006

2005-2006  
**ACTUAL EXPENDITURES - PROGRAM COMPARISON CHART 2**  
**TO INCLUDE BOOSTER CLUB FUNDING**

	equipment and supplies		travel		awards		coaches' salaries (to include supplemental and extended employment; dollar amount needed)		facilities improvements		publications (if sport-specific)	
	Expenditures		Expenditures		Expenditures		Expenditures		Expenditures		Expenditures	
	School	Booster	School	Booster	School	Booster	School	Booster	School	Booster	School	Booster
G track	1,000.00	891.29	2,117.99	125.00	35.00	235.52	3,863.00		112.29			
B track	1,000.00	891.30	2,117.99	125.00	35.00	235.53	3,625.00		112.29			
G tennis	350.00			300.53	25.00		1,202.50					
B tennis	350.00			300.52	25.00		1,202.50					
G volleyball	1,540.00	1,015.15	1,802.02			702.38	3,200.00					
B wrestling												
G (list sport)												
B football	19,927.55	5,546.68	5,094.54		896.00	1,800.00	29,000.00		4,599.58			
G (list sport)												
B (list sport)												

1. Total expenditures on T-35 and T-36 on the 2005-2006 year report due by April 15, 2006, should reflect the total monies spent (rounded off to nearest hundred) for the entire school year of 2004-2005 ending June 30, 2005.

2. Booster Club Funding/Contributions must be included in the expenditures total.

Indicate percentage of total expenditures for each gender:

Gender	Expenditures	Percentage
Boys	\$ 175,106.55	61.0%
Girls	\$ 111,163.10	39.0%
<b>Total:</b>	<b>\$ 286,269.65</b>	<b>100%</b>

Principal's Signature: Tony Lovitt Date: 3/29/2006

## 2005-2006 KHSAA TITLE IX ATHLETICS AUDIT

KHSAA  
Form T41  
Rev. 9/05

### Checklist - Overall Interscholastic Athletics Program

**DIRECTIONS:**

For the Areas of Compliance (Opportunities and Benefits) listed on the left hand side of the page, place a checkmark under the appropriate column identifying whether your school provided an advantage to the Girls' Program, or to the Boys' Program or to Neither Program.

Areas of Compliance:	ADVANTAGE TO:		
	GIRLS' PROGRAM	BOYS' PROGRAM	NEITHER PROGRAM
<b>OPPORTUNITIES</b>			
Accommodation of Interest and Abilities			X
<b>BENEFITS</b>			
Equipment and Supplies			X
Scheduling of Games and Practice Time			X
Travel and Per Diem Allowances			X
Coaching			X
Locker Rooms, Practice and Competitive Facilities			X
Medical and Training Facilities and Services			X
Publicity			X
Support Services			X
Athletic Scholarships			X
Tutoring			X
Housing and Dining Facilities and Services			X
Recruitment of Student Athletes			X

Principal's Signature: Trent Lovitt

Date: 3/29/2006

2005-2006  
TITLE IX  
CORRECTIVE ACTION PLAN

SCHOOL NAME Marshall County High School

**DIRECTIONS:**

1. For Column 1, indicate the intended area which needs corrective action in order to achieve gender equity. For Column 2, write the suggested change or activities that will correct the area in need of alteration. For Column 3, include the estimated completion date for the changes or activities.
2. It is possible to attain compliance with Title IX and no longer need "corrective" action. However, the KHSAA strongly encourages compliant schools to identify items for improvement (Column 1), activities to accomplish the improvement (Column 2) and a timetable for completion (Column 3) that will strengthen the athletic program.
3. You may copy this form as needed. Please attach corrective action plans along with audit forms and submit by April 15, 2006.

COLUMN 1 ITEM FOR CORRECTION/ IMPROVEMENT	COLUMN 2 SUGGESTED CHANGE/ ACTIVITIES	COLUMN 3 TIME TABLE FOR CORRECTIVE ACTION/ COMPLETION
Implement a KHSAA approved Prime Time schedule for girls basketball games	Alternate girls & boys on KHSAA approved Prime Time dates.	2006-2007 Season

Principal's Signature: Trent Lovitt Date: 3/27/2006



2005-2006 INTERSCHOLASTIC  
ATHLETICS SURVEY  
Summary of Student Responses

KHSAA  
Form T63  
Rev. 9/05

School Name: Marshall County High School  
School Enrollment: 1416 (SHOULD AGREE WITH FORM T-1)  
Date: 2/24/06  
Completed By: Rebecca Phelps Accounting Class

**Instructions:**

1. Summarize the Student Athletics Interest Surveys Form T-61 by listing the total number of responses on the line next to each sport.
2. Under the Other Category please provide a listing of the sports as well as the number of students who are interested in participating.
3. Please sign and date this Summary Form (T-63) and mail this Summary Form only to the KHSAA by April 15, 2006. Do not mail the student surveys (Form T-61). However, these Forms should be maintained in your files in the event they are requested subsequently.

1150 Number of Surveys  
1064 Total Returned (*A minimum of 80% return is expected*)  
9, 10, 11 Grades Surveyed (*Should be grades 9-11 and 8<sup>th</sup> grade if school has a feeder system*)

How Was The Survey Administered? Advisor/Advisee meetings  
(e.g. was it given in all English classes, or all home rooms, or advisee/advisor?)

**KHSAA Sanctioned Fall Sports** (*List Total Number of Participation Responses*)

38 Cross Country (Girls)  
33 Cross Country (Boys)  
169 Football (Boys)  
15 Golf (Girls)  
32 Golf (Boys)  
52 Soccer (Girls)  
61 Soccer (Boys)  
132 Volleyball (Girls)

**Winter Sport** (*List Total Number of Participation Responses*)

<u>44</u>	Basketball (Girls)
<u>92</u>	Basketball (Boys)
<u>41</u>	Indoor Track (Girls)
<u>50</u>	Indoor Track (Boys)
<u>59</u>	Swimming & Diving (Girls)
<u>24</u>	Swimming & Diving (Boys)
<u>64</u>	Wrestling (Boys)

**Spring Sport** (*List Total Number of Participation Responses*)

<u>87</u>	Baseball (Boys)
<u>54</u>	Fast Pitch Softball (Girls)
<u>61</u>	Slow Pitch Softball (Girls)
<u>62</u>	Tennis (Girls)
<u>36</u>	Tennis (Boys)
<u>52</u>	Track (Girls)
<u>58</u>	Track (Boys)

**Non-KHSAA Sanctioned Sports** (*From Student Survey T-61 Question 10*)

<u>149</u>	Archery
<u>68</u>	Field Hockey
<u>204</u>	Bowling
<u>9</u>	Boys' Gymnastics
<u>88</u>	Girls' Gymnastics
<u>110</u>	Ice Hockey
<u>87</u>	Boys' Lacrosse
<u>45</u>	Girls' Lacrosse
<u>127</u>	Rifle
<u>80</u>	Rodeo
<u>42</u>	Boys' Volleyball
<u>46</u>	Water Polo
<u>109</u>	Weightlifting

**Number of Students who participate in Intramural Sports**

(*From Student Survey T-61 Question 5*)

<u>Sport</u>	<u>Number</u>
Rodeo	1
Soccer	2
Basketball	7
Football	1
Indoor Soccer	1
Softball	2
Volleyball	1



**List Intramural Sports students are interested in adding:**

*(From Student Survey T-61 Question 6)*

<u>Sport</u>	<u>Number</u>
Volleyball	1
Dodgeball	11
Powder Puff Football	5
Indoor Soccer	2
Ping Pong	3

**Participation in Non-School Sports Activities**

*(From Student Survey T-61 Question 7)*

<u>Sport</u>	<u>Number</u>
Slow Pitch Softball	22
Indoor Soccer	2
Basketball	26
Baseball	13
Competition Cheerleading	6

**Reasons for not participating in interscholastic athletics**

*(From Survey Question 8)*

- 72 I prefer other activities such as band, chorus, etc.
- 141 I don't have time
- 31 The practice schedules and game times are inconvenient
- 42 The sport I like isn't offered
- 21 It's too expensive
- 29 I prefer to participate in club or intramural sports
- 82 Working
- 43 Other:  
Not Interested, Too Serious

Student Suggestions to encourage participation

Have more pep rally's

Provide bus transportation to and from practices.

Principal's Signature

*Trent Lovitt*

*3/29/2006*

Date



2005-2006 INTERSCHOLASTIC  
ATHLETICS SURVEY  
Summary of Student Responses

KHSAA  
Form T-63  
Rev. 9/05

School Name: North, South, and Benton Middle Schools  
School Enrollment: 581      300      240 (SHOULD AGREE WITH FORM T-1)  
Date: 1-13-06  
Completed By: Jill Travis, Chad Thompson, and Cathy Atkins

**Instructions:**

1. Summarize the Student Athletics Interest Surveys Form T-61 by listing the total number of responses on the line next to each sport.
2. Under the Other Category please provide a listing of the sports as well as the number of students who are interested in participating.
3. Please sign and date this Summary Form (T-63) and mail this Summary Form only to the KHSAA by April 15, 2006. Do not mail the student surveys (Form T-61). However, these Forms should be maintained in your files in the event they are requested subsequently.

360 Number of Surveys  
330 Total Returned (*A minimum of 80% return is expected*)  
8th Grades Surveyed (*Should be grades 9-11 and 8<sup>th</sup> grade if school has a feeder system*)

How Was The Survey Administered? Home room - 8th period  
(e.g. was it given in all English classes, or all home rooms, or advisee/advisor?)

**KHSAA Sanctioned Fall Sports** (*List Total Number of Participation Responses*)

10 Cross Country (Girls)  
16 Cross Country (Boys)  
74 Football (Boys)  
8 Golf (Girls)  
20 Golf (Boys)  
26 Soccer (Girls)  
18 Soccer (Boys)  
77 Volleyball (Girls)

**Winter Sport** (*List Total Number of Participation Responses*)

- 24 Basketball (Girls)
- 27 Basketball (Boys)
- 23 Indoor Track (Girls)
- 20 Indoor Track (Boys)
- 37 Swimming & Diving (Girls)
- 8 Swimming & Diving (Boys)
- 24 Wrestling (Boys)

**Spring Sport** (*List Total Number of Participation Responses*)

- 35 Baseball (Boys)
- 21 Fast Pitch Softball (Girls)
- 20 Slow Pitch Softball (Girls)
- 36 Tennis (Girls)
- 12 Tennis (Boys)
- 28 Track (Girls)
- 13 Track (Boys)

**Non-KHSAA Sanctioned Sports** (*From Student Survey T-61 Question 10*)

- 70 Archery
- 29 Field Hockey
- 84 Bowling
- 3 Boys' Gymnastics
- 37 Girls' Gymnastics
- 40 Ice Hockey
- 13 Boys' Lacrosse
- 13 Girls' Lacrosse
- 71 Rifle
- 41 Rodeo
- 8 Boys' Volleyball
- 15 Water Polo
- 44 Weightlifting

**Number of Students who participate in Intramural Sports**

(*From Student Survey T-61 Question 5*)

<u>Sport</u>	<u>Number</u>

**List Intramural Sports students are interested in adding:**

*(From Student Survey T-61 Question 6)*

<u>Sport</u>		<u>Number</u>	
Hockey	1	Paintball	4
Indoor Soccer	1	Dodgeball	6
Wrestling	4	Dance Team	2
Bowling	3	Lacrosse	2
Ping Pong	3		

**Participation in Non-School Sports Activities**

*(From Student Survey T-61 Question 7)*

<u>Sport</u>	<u>Number</u>
Softball	24
Soccer	18
Baseball	15
Basketball	13
Gymnastics	4
Rodeo	3

**Reasons for not participating in interscholastic athletics**

*(From Survey Question 8)*

- 38 I prefer other activities such as band, chorus, etc.
- 71 I don't have time
- 14 The practice schedules and game times are inconvenient
- 49 The sport I like isn't offered
- 21 It's too expensive
- 13 I prefer to participate in club or intramural sports
- 12 Working
- 39 Other:

Did not make the Team. Do not enjoy sports.

**Student Suggestions to encourage participation**

More convenient practice times. Provide transportation to and from practices. Add more sports. Make it fun. Cut the cost of participating.

Trent Lovett  
Principal's Signature

3/29/2006  
Date